



TAS CD 111

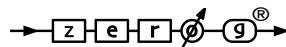
# BEATS WORKING

ZERO-G LTD (UK) • info@zero-g.co.uk • www.zero-g.co.uk

5.1 DRUMS RECORDED AT THE LEGENDARY ABBEY ROAD STUDIO 2  
16 BIT STEREO MIXES IN AUDIO AND .WAV (ACIDized™) FORMATS



All Rights not expressly granted to the user are reserved. The sound samples on these compact discs are licensed, not sold, to you for use in your music productions only. All copying, lending, duplicating, reselling or trading of this product or its content is strictly prohibited. Only the original purchaser of this product has the right to use the enclosed sound samples within their music compositions. See full End-User License on rear of CD case for complete details of permitted usage. ©2002 Zero-G Limited





<b>38</b>	<b>Multirods, 100 bpm</b>	
1	Phrase 1	2 bars (rhythmic toms) 100 4/4
2	Phrase 2	2 bars (toms) 100
3	Groove 1	1 bar (snare & toms) 100
4	Groove 2	1 bar 100
5	Groove 3	1 bar 100
6	Fill 1	1 bar & stop 100
7	Groove 4	1 bar 100
8	Groove 5	4 bars 100
9	Groove 6	4 bars 100
10	End	100

## Individual Hits

### 39 Brushes Hits

1	Snare f
2	Snare mf
3	Snare mp
4	Snare p
5	Snare pp
6	Snare Swish
7	Snare Quick Swish 1
8	Snare Quick Swish 2
9	Snare Rhythmic Swishing
10	Tom 1 mf
11	Tom 1 mp
12	Tom 2 f
13	Tom 2 p
14	Tom 3 f
15	Tom 3 p
16	Tom 4 f
17	Tom 4 p
18	Cymbal 1
19	Cymbal 2
20	Sizzle Cymbal

### 40 Multirod Snares

1-4	Snares 1 to 4
-----	---------------

### 41 Multirod Hats

1	Hat 1
2	Hat 2
3	Hat 3
4	Open Hat
5	Hat Pattern

### 42 Multirod Toms

1	Tom 1 a
2	Tom 1 b
3	Tom 1 c
4	Tom 2 a
5	Tom 2 b

6	Tom 2 c
7	Tom 2 d
8	Tom 3 a
9	Tom 3 b
10	Tom 3 c
11	Tom 3 d
12	Tom 3 e
13	Tom 4 a
14	Tom 4 b
15	Tom 4 c
16	Tom 4 d
17	Tom 4 e
18	Tom 4 f

### 43 Classic Kit Hits

1	Kick 1 f Kick Off
2	Kick 2 f Kick On
3	Kick 3 pp Kick On
4	Kick 4 pp Kick Off
5	Snare 1 f
6	Snare 2 pp
7	Snares Off
8	Snare 3
9	Rim Click
10	Snare 4
11	Hat 1
12	Hat 2
13	Hat Open
14	Hat 3
15	Hat 4
16	Tom 1 f
17	Tom 2 f
18	Tom 3 f
19	Tom 4 f
20	Ride 1
21	Ride 2 - Bell
22	Crash 1
23	Crash 2
24	Crash 3 - China

**NOTE:** SOME OF THE MULTIRODS SAMPLES APPEAR NOISY DUE TO THEM BEING PERFORMED AT THE DYNAMIC *ppp*. IN FACT THEY HAVE BEEN NORMALISED FOR EASE OF USE, OBVIOUSLY RESULTING IN THE BACKGROUND NOISE BECOMING MORE APPARENT. WE THOUGHT IT PREFERABLE THAT THE END USER SHOULD APPLY LEVEL CONTROLS AND/OR ANY EQ OR DE-NOISING AS REQUIRED IN A PARTICULAR TRACK.

## DISC B: .WAV (ACIDized™) FILES

Disc B contains 16 bit ACIDized™ WAV file versions of the audio samples on Disc A.

## > INTRODUCTION

ZERO-G®, in association with DAT Productions and Digidesign®, are proud to have created the world's first professional drum sample library recorded in 5.1 surround sound. These recordings were made at the legendary Abbey Road Studio 2 in London.

Zero-G's *Beats Working* offers an indispensable toolbox of immaculately recorded, highly usable drum performances, with Intro, Verse, Bridge, Chorus, Drop and Fills of every performance, covering a diverse selection of musical styles from classic pop to big band. Multiple kicks, snares (both modern and vintage), toms, cymbals and hats were recorded at multiple velocities, giving you the ultimate flexibility to design your own kit.

This booklet provides a detailed track listing for the STEREO 16 bit audio and 16 bit .WAV (ACID™ Ready) version of this truly incredible collection, which is a stand-alone 2 disc set. However, please note that the full 5.1 surround sound library (available separately in 24 bit CD-ROM formats including Digidesign® Pro Tools® format) also has each hit and loop split into close miked, overheads, near room and rear room, so with that version, for the first time ever, you can have complete control over the positioning and sound of the drums.

Recorded by top recording and mix engineer Haydn Bendall, and performed by top session drummer Ralph Salmins, the sound and performances are impeccable. Utilising high-end esoteric microphone pre-amps, and a direct signal path to a Euphonics R1, it is hard to imagine a purer, cleaner signal path.

Abbey Road Studio 2 is the studio made famous by the Beatles, and it hasn't changed a bit from the 60s - a beautiful sounding room with a very smooth natural decay, and one of the very finest recording rooms in the world. Now you have the power to recreate this very environment for your drum tracks, using 5.1 surround sound if you wish. Studio 2 comes alive in your own studio, allowing you unlimited access to a piece of music history!

## > RECORDING INFORMATION

The Drums were placed about 4 metres in front of the fire exit doors facing the control room (see photo overleaf).

### Microphone List:

Bass Drum:	Neumann FET 47
Snare Drum:	Shure SM 57
Hi-Hat:	Neumann KM 84i
Toms:	Shure SM 57's
Overheads:	B&K 4011's
Ambience:	Neumann U 87a1's
Distant Ambience:	Neumann M 50's
Distant Ambience:	Neumann TLM 170's

## > INSTRUMENT INFORMATION

### Classic Modern Grooves Filmic-Type Grooves Odd-Time Grooves Big Band Grooves

Bass Drum:	22" x 16" Gretsch Hexagonal Badge.
Batter head:	Remo Powerstroke 3 clear.
Front Head:	Remo Ebony Ambassador with 10" centre hole.
	Feather pillow touching both heads.
	Yamaha felt bass drum beater.

Tom 1:	Gretsch 10"x8" hexagonal badge
Tom 2:	Gretsch 12"x9" hexagonal badge
Tom 3:	Gretsch 13"x10" hexagonal badge
Tom 4:	Gretsch 15"x15" hexagonal badge
	Batter heads: Remo coated ambassadors
	Bottom heads: Remo clear ambassadors
	No dampening was used on the toms.



33 156 bpm, Jungle		
1	Count In	stick clicks 156 4/4
2	Groove	2 bars (ride) 156
3	Break 1	4 bars (snare break) 156
4	Break 2	2 bars (snare break) 156
5	Break 3	2 bars 156
6	Break 4	2 bars 156
7	Break 5	4 bars 156
8	End Section	6 bars, "crash, diminuendo" 156

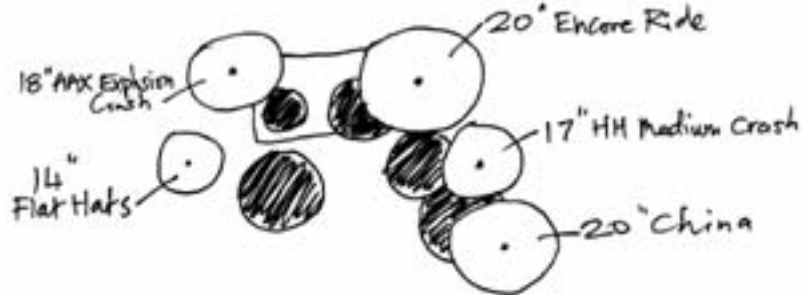
### Filmic Grooves

34 Brushes		
1	Groove 1	1 bar 77 4/4
2	Groove 2	1 bar 77
3	Groove 3	1 bar (beat 4 accented) 77
4	Groove 4	2 bars 77

35 Brushes (Funky)		
1	Groove 1	1 bar 93 4/4
2	Groove 2	1 bar 93
3	Groove 3	2 bars 93
4	Groove 4	1 bar 93
5	Groove 5	2 bars 93
6	Groove 6	2 bars 93
7	Groove 7	2 bars 93
8	Fill 1	1 bar 93
9	Groove 8	2 bars (syncopated) 93
10	Groove 9	2 bars, ride 93
11	Groove 10	End fill 93

36 Multirods, 83 bpm		
1	Groove 1	2 bars, with kick 83 4/4
2	Groove 2	1 bar, toms only 83
3	Groove 3	1 bar 83
4	Groove 4	1 bar 83
5	Groove 5	1 bar 83
6	Groove 6	lighter 83
7	Groove 7	1 bar 83
8	Groove 8	1 bar 83
9	Groove 9	2 bars 83
10	Groove 10	1 bar 83
11	Groove 11	2 bars 83
12	Groove 12	2 bars 83
13	End	83

37 Multirods, 90 bpm		
1	Groove 1	1 bar (on snare) 90 4/4
2	Groove 2	1 bar (on snare) 90
3	Groove 3	1 bar (on snare) 90
4	Groove 4	1 bar (on snare) 90
5	Groove 5	1 bar (on snare) 90
6	Groove 6	2 bars (on snare and tom) 90
7	Groove 7	2 bars (on snare and tom) 90
8	Groove 8	1 bar (melodic - tom pattern) 90
9	Groove 9	1 bar (melodic - tom pattern) 90
10	Groove 10	2 bars (melodic - tom pattern) 90
11	Groove 11	2 bars (melodic - tom pattern) 90
12	Groove 12	2 bars 90
13	Groove 13	1 bar 90
14	Groove 14	2 bars 90
15	Groove 15	1 bar 90
16	End	coda 3 bars (8's build up) 90



<b>27 70 bpm, Sticks</b>			
1	Count In	sticks clicks & count	70 4/4
2	Intro Fill	pick up	70
3	Fill 1	1 bar	70
4	Intro Groove 1	1 bar (rim)	70
5	Intro Groove 2	1 bar (rim & open HH)	70
6	Breakdown 1	3 bars, cymbal breakdown section	70
7	Verse Groove 1	1 bar (rim)	70
8	Fill 2	1 bar (snare & tom)	70
9	Chorus 1 Groove 1	2 bars (crash & snare)	70
10	Chorus 1 Groove 2	1 bar (snare & open HH)	70
11	Fill 3	1 bar	70
12	Verse 2 Groove 1	1 bar (rim)	70
13	Verse 2 Groove 2	2 bars (rim)	70
14	Bridge Groove	2 bars (rim & snare)	70
15	Fill 4	1 bar	70
16	Fill 5	1 beat	70
17	Fill 6	2 bars (big)	70
18	Chorus 2 Groove	1 bar (snare)	70
19	Fill 7	1 1/2 bar time, plus 1/2 bar fill	70
20	Fill 8	1 bar	70
21	End Fill	crash & sizzle	70

<b>28 60 bpm Groove</b>			
1	Cymbal Intro	7 3/4 bars	60 4/4
2	Fill 1	tom & open HH	60
3	Intro Groove	1 bar (rim)	60
4	Fill 2	2 bars	60
5	Chorus 1 Groove 1	1 bar (with crash)	60
6	Fill 3	2 beats	60
7	Chorus 1 Groove 2	1 bar (with crash)	60
8	Fill 4	2 bars	60
9	Fill 5	1 beat & 1 bar	60
10	Chorus 2 Groove	1 bar (snare ghosting)	60
11	Fill 6	1 bar	60
12	End Fill		60

<b>29 80 bpm Groove</b>			
1	Count In	stick clicks	80 4/4
2	Fill 1	1 beat	80
3	Intro Groove	1 bar	80
4	Fill 2	1 bar	80
5	Verse Groove	1 bar (with rim)	80
6	Fill 3	2 beats	80
7	Fill 4	1 bar	80
8	Chorus 1 Groove	1 bar	80
9	Fill 5	1 bar, syncopated	80
10	End Fill	2 bars (plus crash)	80

<b>30 98 bpm, Swing Groove</b>			
1	Count In	stick clicks	98 4/4
2	Intro Fill	snare & hats	98
3	Intro Groove 1	2 bars (hats & BD on 2 & 4)	98
4	Intro Groove 2	2 bars (hats & BD on 2 & 4)	98
5	Fill 1	2 bars	98
6	Chorus Groove 1	2 bars (with crash)	98
7	Chorus Groove 2	2 bars (snare groove)	98
8	Fill 2	1 bar	98
9	Chorus Groove 3	1 bar	98
10	Chorus Groove 4	1 bar	98
11	Fill 3	1 bar	98
12	Chorus Groove 5	2 bars	98
13	Chorus Groove 6	1 bar	98
14	Fill 4	2 bars	98
15	Verse 2 Groove 1	2 bars (with crash)	98
16	Verse 2 Groove 2	4 bars (with tom)	98
17	Transitional Fill	1 bar fill plus 2 bars groove	98
18	Fill 5	1 bar	98
19	Out Chorus Groove	2 bars	98
20	End Fill		

<b>31 104 bpm, Swing Groove</b>			
1	Intro Fill		104 4/4
2	Intro Groove	1 bar	104
3	Fill 1	2 bars (stop)	104
4	Fill 2	1 bar	104
5	Verse Groove 1	1 bar (open hat on 1)	104
6	Verse Groove 2	1 bar (open hat on 1)	104
7	Chorus Groove 1	2 bars	104
8	Chorus Groove 2	1 bar	104
9	Chorus Groove 3	2 bars (disco)	104
10	Fill 3	1 bars	104
11	End Fill	1 bar, plus crash	104

<b>32 110 bpm Groove</b>			
1	Intro Fill	1 beat	110 4/4
2	Intro Groove	1 bar	110
3	Fill 1	1 bar (stop)	110
4	Chorus Groove 1	1 bar	110
5	Chorus Groove 2	1 bar	110
6	Chorus Groove 3	1 bar	110
7	Fill 2	2 bars (fill in middle)	110
8	Chorus Groove 4	2 bars	110
9	Chorus Groove 5	1 bar (open hats)	110
10	Chorus Groove 6	1 bar	110
11	Outro Groove	2 bars	110
12	End Fill		110

**Snare Drum:** 1960's Ludwig 400  
 Batter head: Remo coated ambassador  
 Snare head: Remo diplomat snare

**Cymbals:** Sabian  
 14" Flat Hats ( Non-brilliant)  
 18" AAX Explosion crash  
 18" HH Medium crash (non-brilliant)  
 20" Encore ride  
 21" Vintage ride  
 17" HH medium crash  
 20" China

### Modern Pop Kit

**Bass Drum:** Gretsch 20"x16" Hexagonal Badge  
 Batter Head: Remo Powerstroke 3 Clear  
 Front Head: Remo Ebony Ambassador with 10" off-centre hole.  
 Feather pillow on both heads.  
 Yamaha felt bass drum beater.

**Toms:** As Classic Modern Grooves

**Snare Drum:** Gary Noonan 13"x5" 2-Part Spun Brass Heavy Shell  
 Batter head: Remo ambassador coated  
 Snare head: Remo diplomat snare

**Cymbals:** Sabian  
 13" AAX Fast Hats  
 18" AAX Explosion crash  
 18" HH Medium crash ( Non-brilliant)  
 21" Vintage Ride  
 17" HH Medium crash  
 20" China  
 20" Duo ride with 3 rivets

**Sticks:** Vic Firth Dave Weckl model  
 Regal Tip brushes  
 Vic Firth mallets  
 Vic Firth multi-roads





Haydn



Ralph



## > Production; Credits.

- Recorded by Haydn Bendall at Abbey Road Studio 2 onto a Euphonix R1 Hard Disk Recorder at 24 bit / 44.1Khz through a Neve VR console.
- Additional mic amps: Avalons with the nice blue LED's.
- No compression, reverb or effects were used at any stage of the recording or mixing process.
- Edited and mixed at DAT Ltd., London on Pro Tools version 5.1.1
- Monitoring: B&W Nautilus 801 monitors powered by Chord amps.

- Produced by Haydn Bendall and Ralph Salmins, for DAT Productions and Zero-G Limited.

- All performances by Ralph Salmins.

- Assisted at Abbey Road by Paul Hicks.

- Drum Techs: Kevin Bell and Julianne Daisy Flowers.

- Production Coordination: Cathy Ferrett.

- Technical Consultant: Ian Silvester

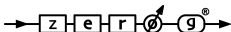
- Photographs: Andy Holdsworth

- Additional Creative Direction: Hamish Hutchison at Zero-G Ltd.

- Ralph plays Sabian cymbals, Vic Firth sticks and Remo heads exclusively.

- Ralph would like to thank Margella, Lester, Lucas and Aubrey Salmins for constant life inspiration, Brian Booth, Andy Leask, Jim Chapin, Wayne Blanchard and Jerome Marcus at Sabian Cymbals, Kevin Bell, Julianne Daisy Flowers, Tristan & James Powell, Robert Wilson & finally all the musicians and composers whose great talents have been & continue to be a great source of inspiration for me, not forgetting Haydn, whose amazing sound caused me to suggest this thing in the first place!

- Artwork, DTP & packaging design: Ed Stratton at Zero-G Ltd. ©Zero-G Ltd 2002. Zero-G® is a registered trademark of Zero-G Ltd.



## Modern Pop Kit

### 26 70 bpm Groove

1	Intro Fill	70	4/4
2	Groove 1	2 bars (brush & rim)	70
3	Groove 2	2 bars (starts on 3 and tom)	70
4	Groove 3	2 bars (with fill)	70
5	Chorus Groove 1	2 bars (with crash)	70
6	Chorus Groove 2	1 bar	70
7	Fill 1	1 1/2 bars	70
8	Chorus Groove 3	1 bar	70
9	Fill 2	1 bar	70
10	Fill 3	stop	70
11	Groove 4	2 bars	70
12	Groove 5	1 bar	70
13	Fill 4	1 1/2 bars	70
14	Chorus 2 Groove 1	1 bar	70
15	Fill 5	2 beats	70
16	Fill 6	2 beats	70
17	Chorus 2 Groove 2	1 bar	70
18	Chorus 2 Groove 3	1 bar	70

19	Chorus 2 Groove 4	1 bar	70
20	Fill 7	1 bar	70
21	Groove 6	3 bars	70
22	Groove 7	1 bar (ride & rim)	70
23	Groove 8	1 bar (ride & rim)	70
24	Groove 9	1 bar	70
25	Fill 8	3 bars (including stop)	70
26	Groove 10	2 bars (funkier 16's)	70
27	Groove 11	2 bars	70
28	Fill 9	1 bar	70
29	Groove 12	1 bar, with crash	70
30	Groove 13	2 bars	70
31	Groove 14	2 bars	70
32	Groove 15	2 bars	70
33	Groove 16	2 bars	70
34	Groove 17	2 bars, quirky/ linear	70
35	Groove 18	3 bars, cymbals	70
36	Fill 10	2 beats	70
37	Groove 19	2 bars (tom at last quaver)	70
38	Groove 20	1 bar (BD variation)	70
39	End Fill	2 bars	70

<b>20</b>	<b>Jazz Brushes 2, 200 bpm</b>		
1	Intro Fill	pick up	200 4/4
2	Groove 1	2 bars	200
3	Groove 2	2 bars	200
4	Groove 3	2 bars	200
5	Groove 4	2 bars	200
6	Groove 5	1 bar	200
7	Groove 5	2 bars	200
8	End Fill	3 bars	200

<b>21</b>	<b>Brushes Ballad</b>		
1	Fill 1	small fill, plus 2 bars	70 4/4
2	Groove 1	1 bar swish	70
3	Groove 2	1 bars swish with tom	70
4	Groove 3	2 bars swish with crash	70
5	Groove 4	4 bar with fill & sizzle cymbal	70
6	Fill 2	single brush roll with stop	70
7	Fill 3	2 bars (cymbal phrase)	70
8	Groove 5	2 bars with phrase	70
9	Groove 6	1 bar straight swish	70
10	Fill 4	2 bars phrases	70
11	End Fill	phrase & cymbal zing	70

<b>22</b>	<b>Spy Theme</b>		
1	Groove 1	1 bar (double time swing feel)	120 4/4
2	Groove 2	2 bars (double time swing feel)	120
3	Groove 3	1 bar, double feel into half feel	120
4	Groove 4	4 bars (half feel swing)	120
5	Groove 5	2 bars (half feel swing with BD)	120
6	Fill 1	2 bars (half feel)	120
7	Groove 6	1 bar (with crash)	120
8	Groove 7	2 bars (with phrase)	120
9	Groove 8	1 bar	120
10	Groove 9	4 bars	120
11	Fill 2	2 beats	120
12	End Fill	phrase & end	120

<b>23</b>	<b>Crooner 1</b>		
1	Count In	stick click	131 4/4
2	Groove 1	2 bars (HH & rim)	131
3	Groove 2	2 bars (open HH & rim)	131
4	Fill 1	2 bars (open HH & rim)	131
5	Groove 3	1 bar (ride)	131
6	Fill 2	1 bar, triplets	131
7	Groove 4	2 bars (ride with crash)	131
8	Groove 5	2 bars (ride with crash)	131

9	Groove 6	4 bars (with phrasing)	131
10	Fill 3	4 bars (with phrasing)	131
11	Groove 7	2 bars(ride with rim)	131
12	Groove 8	1 bar (ride with rim)	131
13	Groove 9	4 bars (with phrasing)	131
14	Groove 10	4 bars (with phrasing)	131
15	Groove 11	4 bars (with phrasing)	131
16	Fill 4	4 bars	131
17	Fill 5	4 bars	131
18	Groove 12	4 bars (with crashes)	131
19	Fill 6	4 bars	131
20	Groove 13	4 bars (out chorus style)	131
21	End Groove	6 bars	131

<b>24</b>	<b>Crooner 2</b>		
1	Groove 1	1 bar (rim & hat)	117 4/4
2	Groove 2	2 bars	117
3	Fill 1	2 bars (snare roll)	117
4	Groove 3	2 bars (ride)	117
5	Groove 4	2 bars (ride)	117
6	Groove 5	"2 bars (ride, rim on 4)"	117
7	Groove 6	"1 bar (ride, rim on 4)"	117
8	Fill 2	1 bar	117
9	Groove 7	3 bars	117
10	Fill 3	4 bars (build up)	117
11	Fill 4	2 bars (phrased)	117
12	Groove 8	4 bars (with phrasing)	117
13	Fill 5	2 bars (phrased)	117
14	Groove 9	2 bars (with crash - transition groove)	117
15	Groove 10	2 bars (ride & rim) mp	117
16	Groove 11	1 bar (rim & rim) mp	117
17	Groove 12	2 bars HH & rim)	117
18	Groove 13	2 bars	117
19	End Groove/ Fill	4 bars	117

<b>25</b>	<b>Crooner 3</b>		
1	Count In	4 stick clicks	234 4/4
2	Groove 1	2 bars (HH & rim)	234
3	Groove 2	4 bars including breakdown f-p	234
4	Groove 3	2 bars (closed HH & rim)	234
5	Groove 4	4 bars (with crash)	234
6	End Crash	crash with sizzle	234

## Frequently Asked Questions About Using Zero-G Samples

• *Do I have to pay additional licensing fees if my use of these samples ends up on a hit record or other high-profile projects?* ☆ NO, your original purchase of the disc is your only license fee. We hope you do get to use our sounds on a hit!

• *Do I have to credit this disc if I use it on a recording?* ☆ Please do. It would be much appreciated (see page 3).

• *Can my writing partner, colleagues or friends use these samples once I've bought the disc?* ☆ NO, each person who uses the sounds must purchase their own copy (which licenses them to use the sounds). Anyone other than the original purchaser of the disc, who uses the sounds is doing it illegally - risking legal action against both them and their clients!

• *Are these samples legally safe to use?* ☆ YES, we guarantee that all Zero-G libraries are 100% copyright clean and that you can use them safely in your music.

• *Can I offer these sounds to clients as part of my recording studio or rental company services?* ☆ NO, sorry, but each person who uses the sounds (the creative person) has to be a licensed user. This situation could cause tremendous legal problems for studio or rental clients.

• *Can I use these samples to make "Music Libraries"?* ☆ YES, unlike some Soundware companies, this is fully allowed with Zero-G products. The samples have to be used within a musical context, however, and cannot be presented isolated or "solo'ed". So, for the purposes of creating so called 'library music' clips or

'production music' clips intended for commercial exploitation, the included sound samples may be used 'in combination' within musical compositions. For such usage, any rhythm loop samples (which Zero-G regards as being musical clips in themselves) must also be combined with other types of samples or sounds to effectively form a new composition, rather than simply being looped.

• *Is it OK to loan the disc to a friend to check it out as long as I bought it?* ☆ NO, please don't let your copy out of your possession. Instead, show them the sounds in person.

• *Can I post my favourite Zero-G sounds to people or sites on the Internet?* ☆ NO, but you're welcome to comment on them! All forms of user copying and distribution are prohibited.

• *Is it OK to sell the disc used to someone else if I'm finished with the project that I needed it for?* ☆ NO, this is VERY IMPORTANT. Unlike your musical gear or even software, you can't give away or sell this disc used to someone else - YOU DIDN'T PURCHASE THE DISC, YOU PURCHASED A LICENSE TO USE OUR SOUND RECORDINGS IN YOUR MUSIC. The disc is merely the container of the sounds we licensed to you. The license you bought is not transferable to another person.

• *When there is a demo song on the CD, can I use it?* ☆ NO, these are the only samples on the discs that you cannot use, since they're for demonstration purposes only.

• *Can I use these sounds in Multimedia projects?* ☆ MAYBE. If

you use it in a musical context then YES, but it is best to have all multimedia use cleared with Zero-G first. A "musical context" specifically means that you are using the sounds to create a new musical composition or arrangement. Any other application such as sound FX, icon sounds, ambiences, game noises, etc is NOT allowed without an additional license from Zero-G.

• *As a freelance sound designer, can I put custom compilation discs together which include Zero-G sounds for my composer clients?* ☆ NO, not unless they already own the original Zero-G products. Remember that each person who uses the sounds MUST have a license to use them. Otherwise, they can get in serious legal trouble.

• *Is there any limit to how often or how long I can use these samples in my music?* ☆ NO, you're free to use them in as many musical recordings as you want. We hope that you find them inspiring and useful for many years to come!

• *Why does any of this matter?* ☆ Basically, if you respect our work by purchasing the sounds, we'll be able to make more exciting products. You may also be asked some of these same questions by people who are contracting your services and this information can protect you and your clients from potential misuse of Zero-G sounds. You can avoid legal hassles if you use this product properly.

☆ If you are still in doubt over any particular kind of usage, please contact Zero-G by Email at: info@zero-g.co.uk

Track. Sample name. Notes. Time Signature Tempo

**Classic Modern Grooves**

**1 84 bpm Groove**

1	Intro Fill	1 beat	84	4/4
2	Fill 1	1 bar	84	
3	Variation 1	1 bar	84	
4	Fill 2	1 bar, tom on beat 4	84	
5	Fill 3	rim/ open hat	84	
6	Rim Groove	1 bar	84	
7	Fill 4	snare 1/2 bar	84	
8	Bridge Groove	1 bar (rim/ tom)	84	
9	Fill 5	into chorus, 1 bar	84	
10	2 Bar Chorus	groove with crash, 2 bars	84	
11	Chorus Groove	1 bar	84	
12	Chorus Variation (Skip)	1 bar	84	
13	Fill 6	1 bar	84	
14	Rim Groove	2 bars (with crash)	84	
15	Fill 7	1 bar rim groove & 1 bar fill	84	
16	Fill 8	flams, 1 bar	84	
17	2 Bar 2nd Chorus	with crash (stronger), 2 bars	84	
18	2nd Chorus	1 bar	84	
19	Fill 9	1 bar with fill on beat 4	84	
20	Fill 10	1 bar (busy)	84	
21	M8 Groove 1	with crash & bell, 2 bars	84	
22	M8 Groove 2	1/2 bar	84	
23	M8 Groove 3	1/2 bar	84	
24	Fill 11	1 bar	84	
25	Fill 12	1 bar	84	
26	Fill 13	1 bar	84	
27	Fill 14	1 bar	84	
28	Fill 15	busier, 1 bar	84	
29	Out Chorus	2 bars, "with crash & bell, cymbal groove"	84	
30	End Crash		84	

**2 95 bpm Groove**

1	Count In		95	4/4
2	Intro Fill	snare	95	
3	Intro Groove	1 bar	95	
4	Fill 1	1 bar	95	
5	Fill 2	1 bar	95	
6	Verse Groove	1 bar	95	

7	Fill 3	verse, 1 bar	95	
8	Bridge Groove	1 bar	95	
9	Fill 4	bridge 1/2 bar	95	
10	Chorus Groove	2 bars	95	
11	Verse 2 Groove 1	with crash, 2 bars	95	
12	Verse 2 Groove 2	2 bars	95	
13	Fill 5	1 bar	95	
14	Chorus Groove	2 bars (with crash)	95	
15	2nd Chorus Groove	2 bars	95	
16	Fill 6	1 bar	95	
17	M8	2 bars (with crash & ride)	95	
18	Fill 7	2 bars (M8)	95	
19	3rd Chorus Groove	2 bars	95	
20	Fill 8	"1 bar chorus, 1 bar fill"	95	
21	Alternate Chorus Groove	1 bar	95	
22	Chorus Groove with Skip 1	2 bars (with crash)	95	
23	Chorus Groove with Skip 2	2 bars	95	
24	End Fill	1 bar	95	

**3 Medium Pop Tight**

1	Count In	stick clicks	94	4/4
2	Intro Fill		94	
3	Intro Groove	1 bar	94	
4	Fill 1	1 bar	94	
5	Verse Groove	1 bar (high rim)	94	
6	Alternative Verse Groove	1 bar	94	
7	Fill 2	1 bar	94	
8	Chorus Groove	2 bars	94	
9	Fill 3	stop, 2 bars (bar 2 beats 2 & 3 gap)	94	
10	Fill 4	1 bar	94	
11	Fill 5	1 tom	94	
12	Fill 6	2 bars	94	
13	Chorus Groove 2	2 bars (with crash)	94	
14	Fill 7	1 bar (funky)	94	
15	Verse Xstick Groove	2 bars	94	
16	Chorus Groove 3	1 bar (busy hats)	94	
17	16's Chorus Groove	1 bar	94	
18	Fill 8	1 bar	94	
19	M8 Groove 1	2 bars (with crash)	94	
20	M8 Groove 2	2 bars	94	
21	Groove With Bell	2 bars	94	
22	Fill 9	1 bar (toms & ride)	94	
23	16's Out Chorus Groove	2 bars	94	
24	Fill 10	16's out chorus, 1 bar	94	
25	End	2 bars	94	

5	Groove 3	1 bar (with ride)	165	
6	Groove 4	1 bar (with ride & tom)	165	
7	Groove 5	1 bar (with ride)	165	
8	Groove 6	1 bar	165	
9	End	1 bar (plus sizzle cymbal)	165	

**15 Quick Funky 7/8 Groove**

1	Groove 1	1 bar (with ride)	204	7/8
2	Groove 2	1 bar (with ride)	204	
3	Groove 3	1 bar (with ride)	204	
4	Groove 4	2 bars (with ride)	204	
5	Groove 5	2 bars (with HH)	204	
6	Groove 6	1 bar (with HH)	204	
7	Groove 7	2 bars (with small snr fill)	204	
8	Groove 8	2 bars (with HH)	204	
9	Fill 1	1 bar	204	
10	Groove 9	2 bars (with ride)	204	
11	Groove 10	1 bar (with ride)	204	
12	Fill 2	2 bars (fill in middle)	204	
13	End	2 bars (fill in crash)	204	

**16 6/8 Groove**

1	Groove 1	2 bars	177	6/8
2	Groove 2	2 bars	177	
3	Groove 3	4 bars	177	
4	Fill 1	2 bars groove with toms	177	
5	Groove 4	2 bars (with sizzle cymbal)	177	
6	Fill 2	1 bar	177	
7	Fill 3	2 bars	177	
8	Groove 5	2 bars (with crash & bell)	177	
9	Groove 6	4 bars (with bell)	177	
10	Groove 7	2 bars (with crash & bell)	177	
11	Fill 4	2 bars	177	
12	Groove 8	1 bar	177	
13	Fill 5	2 bars, groove with crashes	177	
14	Fill 6	2 bars	177	
15	Groove 9	2 bars (with crash)	177	
16	Groove 10	2 bars (with crash)	177	
17	End	2 bars plus crash	177	

**17 9/8, African Style**

1	Groove 1	"2 bars (rims, toms, BD, HH)"	118	9/8
2	Groove 2	4 bars	118	
3	Groove 3	4 bars	118	
4	Groove 4	2 bars	118	
5	Groove 5	2 bars	118	

6	Groove 6	2 bars	118	
7	Groove 7	4 bars	118	
8	Groove 8	2 bars	118	
9	Groove 9	2 bars	118	
10	Groove 10	2 bars	118	
11	Fill 1	2 bars	118	
12	Groove 11	4 bars, "ride, toms"	118	
13	Groove 12	4 bars	118	
14	Fill 2	2 bars	118	
15	Groove 13	"2 bars (rims, toms)"	118	
16	Fill 3	2 bars	118	
17	Fill 4	2 bars	118	
18	Groove 14	2 bars rims	118	
19	Groove 15	2 bars tribal folkloric	118	
20	Groove 16	2 bars	118	
21	Groove 17	4 bars	118	
22	End Fill	3 bars & hit	118	

**18 12/8, African Style**

1	Count		119	12/8
2	Groove 1	1 bar	119	
3	Groove 2	1 bar	119	
4	Fill 1	1/2 bar	119	
5	Groove 3	1 bar, bell	119	
6	Groove 4	1 bar, rims & toms	119	
7	Groove 5	1/2 bar, rims & toms	119	
8	Groove 6	1/2 bar, rims & toms	119	
9	Fill 2	or groove	119	
10	Groove 7	2 bars, rims & toms	119	
11	End Fill		119	

**Big Band Grooves**

**19 Jazz Brushes 1, 118 bpm**

1	Intro Fill	pick up	118	4/4
2	Groove 1	2 bars with skip	118	
3	Groove 2	1 bar straight swish	118	
4	Groove 3	2 bars (with crash)	118	
5	Fill 1	1 bar groove & 1 bar fill	118	
6	Groove 4	2 bars (with crash)	118	
7	Fill 2	2 bars	118	
8	Groove 5	4 bars, "with sizzle, stop & fill"	118	
9	Groove 6	4 bars	118	
10	Groove 7	4 bars, "groove, tom fill, sizzle"	118	
11	End Groove	groove & end fill	118	



19	Out Chorus Groove	2 bars, with crash, ride	120
20	Out Chorus Bell Groove	2 bars, with ride	120
21	Fill 7	2 bars, stop in bar 2	120
22	End Fill	stop, 1 bar plus downbeat	120

## 12 Up Pop 2

1	Intro Fill		120	4/4
2	Intro Groove	2 bars	120	
3	Rim Groove	2 bars	120	
4	Fill 1	2 bars, stop in bar 2	120	
5	Verse Groove 1	2 bars (with crash)	120	
6	Fill 2	2 bars	120	
7	Verse Groove 2	1 bar	120	
8	Fill 3	1 bar	120	
9	Chorus Groove	2 bars	120	
10	Fill 4	2 bars	120	
11	Chorus 2 Groove	2 bars	120	
12	Fill 5	1 bar	120	
13	M8 Groove 1	2 bars, with crash & bell	120	
14	M8 Groove 2	1 bar	120	
15	Fill 6	1 bar	120	

16	Out Chorus Groove	1 bar, open hats	120
17	Fill 7	1 bar	120
18	Alternative Out Chorus Groove	2 bars	120
19	End Fill	2 bars plus crash	120

## Odd Time Grooves

### 13 5/4, Ride Cymbal with Xstick & Toms

1	Count In	Slide clicks & verbal count, dotted 1/4 notes	128	5/4
2	Groove 1	2 bars	128	
3	Groove 2	2 bars	128	
4	Groove 3	2 bars	128	
5	Groove 4	4 bars (with sizzle cymbal)	128	
6	End	2 bars (with end sizzle cymbal)	128	

### 14 Funky 7/8 Groove

1	Fill 1	2 pick up notes	165	7/8
2	Groove 1	2 bars	165	
3	Groove 2	1 bar, Hi Hat groove	165	
4	Fill 2	8th note, roll	165	

## 4 Medium Pop 1

1	Count In		108	4/4
2	Intro Groove	1 bar	108	
3	Stop	1 bar (beats 2 & 3 gap)	108	
4	Chorus Groove 1	2 bars (with crash)	108	
5	Chorus Groove 2	1 bar	108	
6	Verse Xstick Groove	1 bar	108	
7	Fill 1	1 bar	108	
8	2nd Chorus Groove	2 bars (with crash)	108	
9	Fill 2	1 bar	108	
10	M8 Ride Groove	with crash, 2 bars	108	
11	M8 Groove	2 bars	108	
12	Fill 3	1 bar	108	
13	M8 Groove	1 bar (with bell)	108	
14	Fill 4	2 bars (with ride)	108	
15	3rd Chorus Groove	1 bar	108	
16	Fill 6	2 bars	108	
17	Fill 7	2 bars	108	
18	Alternative Chorus Groove	2 bars	108	
19	End Fill		108	

## 5 Medium Pop 2

1	Intro Groove	2 bars	108	4/4
2	Alternative Intro Groove	1 bar	108	
3	Fill 1	stop, 1 bar	108	
4	Verse Xstick Groove	2 bars	108	
5	Verse Snare Groove	2 bars	108	
6	Alternative HH Verse Groove	2 bars	108	
7	Fill 2	1 bar	108	
8	Fill 3	1 bar	108	
9	Chorus Groove	2 bars (with crash)	108	
10	Fill 4	1 bar	108	
11	Fill 5	1 bar	108	
12	Funky Variation	1 bar	108	
13	Fill 6	1 bar	108	
14	2nd Chorus Groove	2 bars	108	
15	M8 Ride	2 bars	108	
16	Alternative M8 Ride	1 bar (with skip)	108	
17	Fill 7	with ride, 1 bar	108	
18	Out Chorus Ride	2 bars (with crash)	108	
19	End Fill	2 bars	108	
20	Alternative End Fill	2 bars plus crash	108	



## 6 16's Pop Ballad 1

1	Count In		70	4/4
2	Intro Fill	1 beat	70	
3	Intro Groove 1	with crash, 2 bars	70	
4	Intro Groove 2	1 bar	70	
5	Alternative Intro Groove 1	with crash, 2 bars	70	
6	Alternative Intro Groove 2	1 bar	70	
7	Fill 2	stop & fill	70	
8	Verse Groove 1	with crash, 2 bars	70	
9	Verse Groove 2	1 bar	70	
10	Alternative Verse Groove	with open hat, 1 bar	70	
11	Fill 3	1 bar	70	
12	Fill 4	2 bars stop (beats 2 & 3 in bar 2)	70	
13	Fill 5	1 bar	70	
14	Chorus Groove	1 bar	70	
15	Alternative Chorus Groove	1 bar	70	
16	Fill 6	1 bar	70	
17	End	crash	70	

## 7 16's Pop Ballad 2

1	Intro Fill	1 beat	70	4/4
2	Intro Groove	with crash, 2 bars	70	
3	Fill 1	2 bars, stop in bar 2	70	
4	Verse Groove	2 bars	70	
5	Fill 2	2 bars, stop in bar 2	70	
6	Chorus Groove	2 bars	70	
7	Fill 3	2 bars, stop in bar 2	70	



8	Verse 2 Groove	2 bars (with crash)	70
9	Alternative Verse 2 Groove	1 bar	70
10	Fill 4	2 bars, stop in bar 2	70
11	Chorus Groove	2 bars (with crash)	70
12	Fill 5	1 bar	70
13	Alternative Chorus Groove	2 bars (with crash)	70
14	Fill 6	toms, 1 bar	70
15	M8 Groove	2 bars (with crash)	70
16	M8 Groove	1 bar	70
17	Fill 8	ride, 2 bars, with stop & build	70
18	2nd Chorus Groove	1 bar	70
19	Fill 9	1 bar	70
20	Fill 10	1 bar	70
21	Out Chorus Groove 1	2 bars (with crash)	70
22	Out Chorus Groove 2	1 bar	70
23	End Fill	1 bar plus crash	70

### 8 Slow - Medium/ Straight

1	Count In		86	4/4
2	Intro Fill		86	
3	Intro Groove 1	2 bars (with crash)	86	
4	Intro Groove 2	2 bars	86	
5	Alternative Intro Groove	2 bars	86	
6	Fill 1	1 bar plus crash	86	
7	Verse Groove	2 bars (with crash)	86	
8	Verse Groove Rim	2 bars	86	
9	Fill 2	1 bar	86	
10	Bridge Groove 1	1 bar, cymbal & snare	86	
11	Bridge Groove 2	1 bar	86	
12	Fill 3	1 bar	86	
13	Chorus Groove 1	2 bars (with crash)	86	
14	Chorus Groove 2	1 bar	86	
15	Chorus Groove 3	2 bars	86	
16	Fill 4	2 bars, stop in bar 2	86	
17	Verse 2 Groove	2 bars (with rim)	86	
18	Fill 5	1 bar	86	
19	Bridge Groove 3	2 bars, rim & snare	86	
20	Fill 6	1 bar	86	
21	Chorus 2 Groove	2 bars	86	
22	Fill 7	1/2 bar, flam & toms	86	
23	Chorus 3 Groove 1	2 bars (with crash)	86	
24	Chorus 3 Groove 2	2 bars	86	
25	Fill 8	1 bar	86	
26	M8 Groove 1	2 bars (with crash, ride)	86	
27	M8 Groove 2	1 bar (with ride)	86	
28	Fill 9	2 bars, cymbals in m8 ride groove	86	



29	Fill 10	1 bar	86	
30	Fill 11	2 bars	86	
31	Out Chorus Groove	2 bars (with bell)	86	
32	Alternative Out Chorus Groove	1 bar, bell & skip	86	
33	Fill 12	1 bar	86	
34	End Fill	1 bar plus crash	86	

### 9 Slow - Medium/ Swung

1	Intro Groove	2 bars	86	4/4
2	Fill 1	2 bars, stop in bar 2	86	
3	Verse Groove	2 bars (with rim)	86	
4	Alternative Verse Groove	1 bar (with rim)	86	
5	Fill 2	1 bar	86	
6	Chorus Groove 1	2 bars (with crash)	86	
7	Chorus Groove 2	2 bars	86	

8	Alternative Chorus Groove	2 bars	86	
9	Fill 3	1 bar	86	
10	2nd Chorus Groove	2 bars (with skip)	86	
11	Alternative 2nd Chorus Groove	2 bars (with skip)	86	
12	Fill 4	1 bar	86	
13	Chorus Groove 3	2 bars	86	
14	M8 Groove	2 bars, ride	86	
15	Fill 5	2 bars, stop in bar 2	86	
16	Fill 6	1 bar	86	
17	Out Chorus Groove 1	2 bars (with crash)	86	
18	Out Chorus Groove 2	2 bars (funky)	86	
19	End Crash		86	

### 10 Stompy Pop

1	Count In		105	4/4
2	Intro Fill	1 beat	105	

3	Fill 1	1 bar	105	
4	Intro Groove 1	2 bars (with crash)	105	
5	Intro Groove 2	1 bar	105	
6	Intro Groove 3	1 bar, skippy Hi Hat	105	
7	Fill 2	1 bar	105	
8	Fill 3	2 bars, stop in bar 2	105	
9	Chorus Groove 1	2 bars (with crash)	105	
10	Chorus Groove 2	1 bar	105	
11	Chorus 2 Groove	1 bar	105	
12	Verse Groove 1	2 bars	105	
13	Fill 4	1 bar	105	
14	Bridge Groove 1	2 bars (with crash & tom)	105	
15	Bridge Groove 2	2 bars	105	
16	Bridge Groove 3	2 bars	105	
17	Fill 5	2 bars, stop in bar 2	105	
18	Chorus 3 Groove	2 bars	105	
19	Fill 6	1 bar	105	
20	M8 Groove 1	2 bars (with crash)	105	
21	M8 Groove 2	1 bar	105	
22	M8 Groove 3	2 bars, with crash in groove	105	
23	Fill 7	1 bar, large	105	
24	Fill 8	1 bar	105	
25	Fill 9	1 bar	105	
26	Chorus 4 Groove	2 bars, open hats	105	
27	End Fill	1 bar plus crash	105	

### 11 Up Pop 1

1	Count/ Intro Fill	1 bar	120	4/4
2	Intro Groove 1	2 bars	120	
3	Intro Groove 2	2 bars	120	
4	Fill 1	1 bar, motown	120	
5	Verse Groove	2 bars (with crash)	120	
6	Fill 2	2 bars, stop in bar 2	120	
7	Verse 2 Groove	2 bars	120	
8	Chorus Groove	2 bars	120	
9	Fill 3	2 bars, stop in bar 2	120	
10	Verse 3 Groove	2 bars	120	
11	Chorus 2 Groove	2 bars	120	
12	Fill 4	1 bar	120	
13	Chorus 3 Groove	1 bar	120	
14	Alternative Chorus Groove	1 bar	120	
15	Fill 5	1 bar	120	
16	Chorus 4 Groove	2 bars, loose hats	120	
17	Alternative Chorus 4 Groove	2 bars	120	
18	Fill 6	1 bar	120	